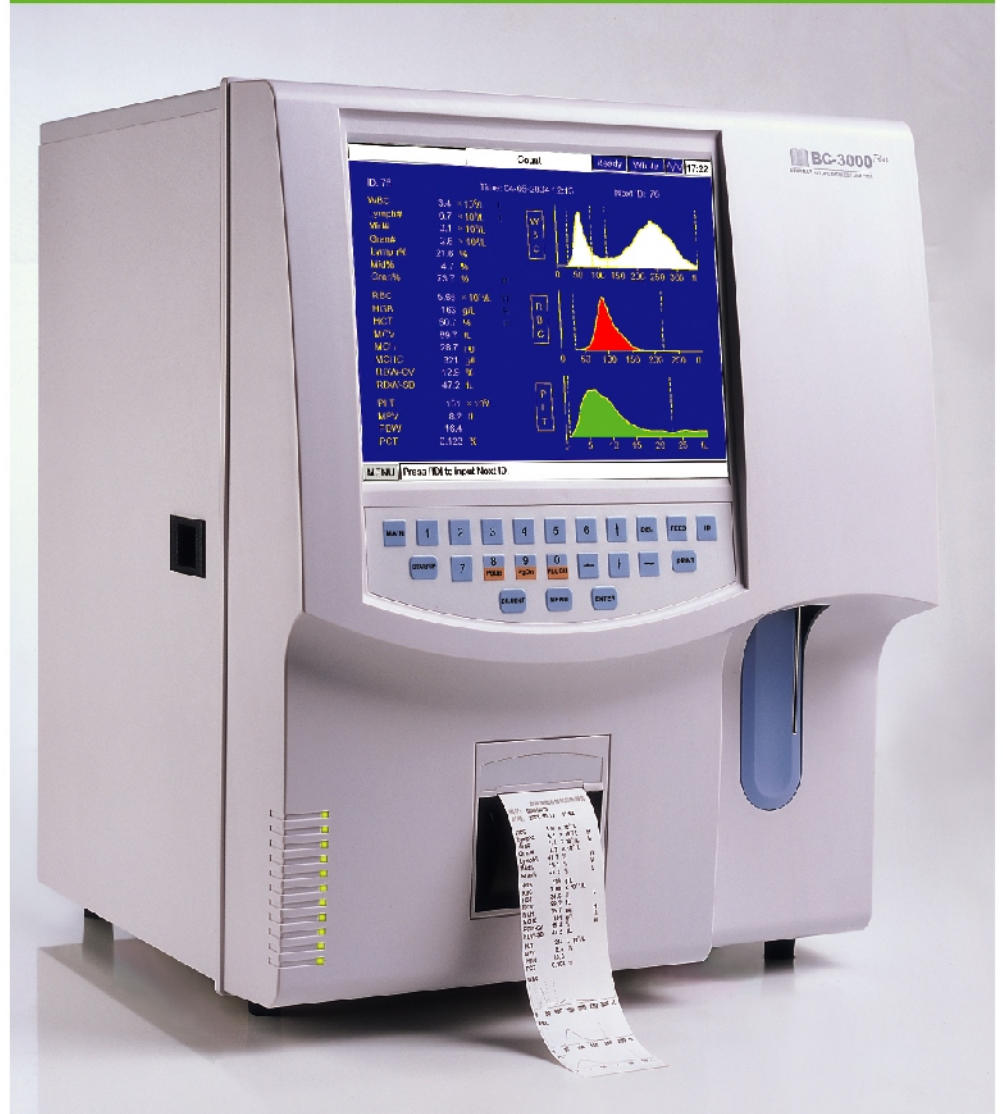


MINDRAY

BC-3000 Plus Auto Hematology Analyzer



BC-3000 Plus

Auto Hematology Analyzer

Quality assurance from the world's foremost manufacturer
of 3 part differential hematology analyzers



- 3-part differentiation of WBC ; 19 parameters + 3 histograms
- 2 counting modes: whole blood and prediluted
- Throughput: 60 samples per hour
- Automatic diluting, lysing, mixing, rinsing and unclogging
- Automatically cleaning sampling probe
- Up to 35000 sample results (including histograms) can be stored
- Built-in thermal recorder, optional external printer
- Bar code scanner optional
- Large color LCD display

[F2] photo, [ENTER] adjust discriminators, [F1] edit information.



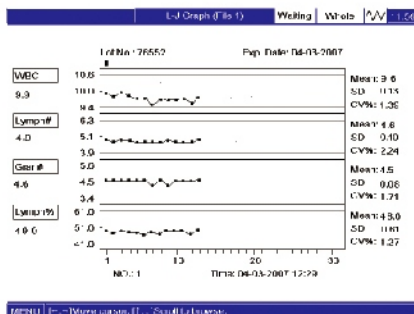
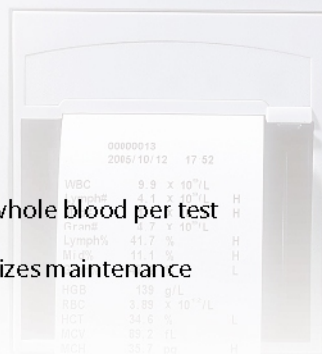
Safe and Easy To Use

- Press one button and the result will be ready in a minute
- User friendly interface makes for ease of use
- Original cyanide free reagents ensure safe, hazard free operation



Economical

- Low sampling volume: 13µl whole blood per test
- Auto cleaning system minimizes maintenance requirement



High Reliability and Accuracy

- Comprehensive QC programs including L-J, \bar{X} , \bar{X} -R and X-B analyses
- Fully automatic calibration
- Unique fresh-blood calibration program

ID	75	77	70	04	85	130
Date	04-05-04	04-05-04	04-05-04	04-05-04	04-05-04	04-05-04
WBC	9.3	10.0	10.0	10.0	10.0	10.0
Lymph#	4.0	4.0	4.0	4.0	4.0	4.0
Gen#	4.5	4.5	4.5	4.5	4.5	4.5
Lymph%	4.0	4.0	4.0	4.0	4.0	4.0

Powerful Customized Software Design

- Huge storage of 35,000 patient results with histograms
- Convenient patient data review modes
- Programmable print formats

BC-3000 Plus

Auto Hematology Analyzer

Technical Specifications

Parameters

WBC, Lymph#, Mid#, Gran#, Lymph%, Mid%, Gran%, RBC, HGB, HCT, MCV, MCH, MCHC, RDW-CV, RDW-SD, PLT, MPV, PDW, PCT and Histogram for WBC, RBC, PLT

Principles

Electrical impedance method for counting and SFT method for hemoglobin

Performance

Parameter	Linearity Range	Precision(CV%)
WBC($10^9/L$)	0.3-99.9	2.5 (7.0-15.0)
RBC($10^{12}/L$)	0.20-8.00	2 (3.50-6.00)
HGB (g/L)	10-250	1.5 (110-180)
MCV (fL)		0.5 (80.0-110.0)
PLT($10^9/L$)	10-999	5 (150-500)

Sample Volume

Prediluted	20 μ l
Whole blood	13 μ l

Aperture Diameter

WBC	100 μ m
RBC/PLT	70 μ m

Dilution Ratios

	Whole Blood	Capillary Blood
WBC/HGB	1:308	1:428
RBC/PLT	1:44872	1:43355

Throughput

60 samples per hour

Display

Large color LCD display
Resolution: 800x600

Alarms

41 error messages

Carryover

WBC, RBC, HGB \leq 0.5%, PLT \leq 1%

Input/Output

RS232x2, 1 parallel printer(optional), 1 bar code scanner(optional), 1 keyboard interface

Printout

Thermal recorder, 50 mm wide paper, various printout formats, printer optional

Operating Environment

Temperature	15 $^{\circ}$ C - 30 $^{\circ}$ C
Humidity	30% - 85%

Power Requirement

100-240V~50/60Hz

Dimension

390(W)x 460(H)x 400(D)

Weight

21kg



MINDRAY™

Mindray Building, Keji 12th Road South, High-tech Industrial Park,
Nanshan, Shenzhen 518057, P. R. China

Tel: +86 755 26582492, 26582888 Fax: +86 755 26582680

E-mail: intl-market@mindray.com Website: www.mindray.com



DISTRIBUTOR: